

The 'Glass Gazette'

Vol 56, num. 1, January 2026

CORVETTES, FRIENDS AND FUN SINCE 1971

2025-2026 Corvettes of PA Officers and Committees:

Paul Schulze, President
paulschulze48@gmail.com

Joseph Walent, Vice President
JKWalent@gmail.com

Lori Saska, Secretary
lisaska@gmail.com

Paul John, Treasurer
pj6744@hotmail.com

Dave Dreher, Officer-at-Large
dave.dreher@me.com

Jim Kinest, Club Historian,
Membership, Activities Chairperson
72bigblock@comcast.net

Dan Steele, Web Master
harleydyna@comcast.net

Kirsti Walent, Facebook Administrator,
Newsletter Editor in Chief
JKWalent@gmail.com

Ron Ring, Steering Committee
rings82@comcast.net

Don Tarquinio, Parade Coordinator
Dont1964@hotmail.com

All members are encouraged to email
items for the Corvettes of PA Website to
our Webmaster:

Dan Steele
harleydyna@comcast.net

All newsletter articles and posts for
Facebook can be emailed to our
Newsletter Editor:

Kirsti Walent
JKWalent@gmail.com

If there have been any changes in
address, phone numbers, email address,
number of corvettes, year(s), please
notify:

Jim Kinest
72bigblock@comcast.net

January 2026

Next Meeting: Jan 8, 2026 at 7:00 pm

Monaca Turners

The President's Message



Greetings!

Well, 2025 is ready to be history; it's been a great year so far and here's wishing everyone a Happy New Year!

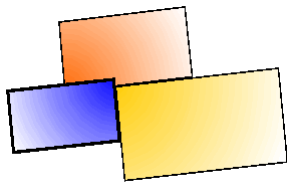
I know Santa was very good to me and hopefully to all our members with him bringing lots of new C8's. Now one more celebration to go, New Year's Eve and New Year's Day. Let's all be smart and no driving, we want to see everyone in the coming year.

As I have stated before, we are in store for many activities that are still being planned, and we would like to see great turnouts from our members.

There has been talk about buying club attire. We will be discussing this at our next meeting. Also, if anyone has any pictures they would like to share with the club, please forward them to Dan Steele for the COPa Website and Kirsti Walent for our Facebook page or the "Glass Gazette" newsletter. We encourage members to take pictures of all activities that they attend to share with others.

Looking forward to seeing everyone at the meeting on January 8th,

Paul



The 'Glass Gazette'


Celebrations



December		January	
Christy Santangelo	Dec 13	Dan Steele	Jan 3
Lauranne Ferrara	Dec 15	Ron Knorr	Jan 8
Karen Teams	Dec 15	Fred Knight	Jan 10
Ron Ring	Dec 16	Ying Brown	Jan 13
Bill Laughlin	Dec 25	Russell Musta	Jan 16
		Ron Massie	Jan 17
		Lorna Tarquinio	Jan 19
		Denny Quigley	Jan 22
		Tom Kowalski	Jan 24
		Ken Mac Credie	Jan 24
		Joe Walent	Jan 25
		Marty Gimbus	Jan 27
		Camie Robb	Jan 30



Anniversary recognitions will return next month as we have no anniversaries on record for December and January.



The 'Glass Gazette'

New Members!

New Members

Welcome

We extend a warm welcome to John & Barbara Stoehr, owners of a 2019 Sebring Orange Z06 convertible. When their Corvette awakens from this upcoming hibernation, there will be plenty of opportunities for them to add some enjoyable miles to the odometer with us!

Every member is asked to reach out to area Corvette owners and encourage their membership into Corvettes of Pa. They are welcome to a monthly meeting so they can see the activities we have scheduled. Please help in keeping COPa a thriving and constantly growing social organization.

Currently we have 65 memberships with 121 members.

Our meeting attendance for 2025 was super!

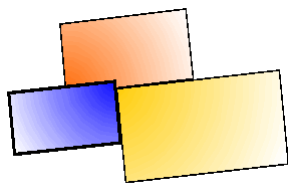
January 27
February 27
March 27
April 27
May 38
June Picnic 40
July 30

August 33
September 37
October 29
November 23
December Holiday Celebration
39

Share the COPa Membership Application with other Corvette owners. **Click** the link below and print out a few copies to keep in your Corvette or daily driver so that when you are out and about and see another Corvette, you can use it as a conversation starter or leave it on their windshield.



<https://corvettesofpa.com/join/>



The 'Glass Gazette'

On the Horizon - Upcoming Events

By Jim Kinest, Activities Coordinator



In this new year, it is time to start building our event list. Winter activities are needed to keep us active, and a few ideas have been suggested so all that is needed is for members to select dates and make the final arrangements. Everyone is encouraged to plan an outing or two. Please do your part in keeping Corvettes of Pa and active and growing club.

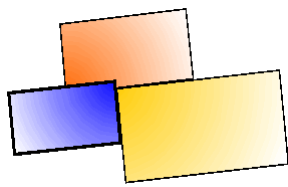
Thurs Jan 8 - Club Meeting at the Monaca Turners. Meeting at 7pm.

Sun Jan 11 – Lunch at the Log Cabin Inn, 1 PM. Departing at 12:45 from the Bi Lo in the Northgate Plaza (115 Perry Hwy Harmony, PA 16037). The Log Cabin Inn is just a few miles up the road at 430 Perry Hwy, Harmony, PA 16037 - (724) 452-4155. Signup at the meeting or contact Jim by January 8.

Tue Jan 13 - Ladies Lunch at Three Rivers Roundup, 1440 Riverside Drive, Bridgewater, 12 noon. Text Terry Mauck at 724-650-0845 to confirm your attendance.

Wed Jan 14 - Men's Breakfast – Freedom Square Diner by Cinemark Theater – Carl Stiefel contact – 9am

Thurs. Jan 29 - Senior bowling at Sheffield Lanes. Doors open 10:30. Bowling starts at 11am. \$20 includes shoes, 3 games of bowling and lunch/soft drinks. Want lunch only? \$10.



The 'Glass Gazette'

Corvettes of Pa Archive of the Month

By Jim Kinest – COPa Historian

(Throughout 2026, we will highlight some of the gems we have in our Club Archives)

Dateline - July 30, 1972.

Corvettes of Pa is now 10 months old and membership has grown from the initial 30 to now at 60. Starting at this time, these cast metal COPa License Plate frames were made available to members. The Meeting Minutes stated they were to be used on "Your Vette Only" (not on your daily driver) and were loaned to members. Members who did not rejoin were to turn the plates back into the Club or were fined \$5. It is not clear how this was enforced. One member, who had his Corvette stolen, was issued a second plate. This plate in great condition was recently received from original member Bob Betz.





The 'Glass Gazette'

National Corvette Museum

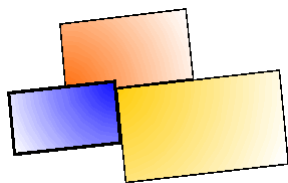
[Corvette Store](#)

Source: <https://www.corvettemuseum.org>



GM/Corvette News

[What Happened to the First Corvette ever made?](#)



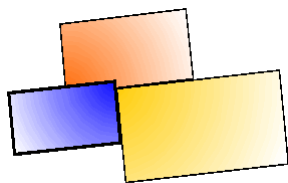
The 'Glass Gazette'

Recognitions from the Pittsburgh Vintage Grand Prix

Corvettes of PA was recognized at the annual Pittsburgh Vintage Grand Prix Victory Lap Celebration, where the "Big Check" is presented to the two charities. Additionally, sponsors and car club partners were recognized, and Paul (PJ) John accepted this 2025 Car Club Partner plaque on behalf of the club. Thank you to everyone who helped with the setup and parking in the Chevrolet area in Schenley Park, and to those who participated in the many PVGP events.

Also at the celebration, members Russ & Brenda Musta were recognized for their efforts in coordinating the events honoring Lotus at the Marquee of the Year, and to PJ & Jim Kinest for transporting the GT40 Sweepstakes car to several PVGP shows.





The 'Glass Gazette'

Tech Corner

By Jim Kinest

(Members are encouraged to submit tips, repair information, and cleaning techniques concerning your Corvette to our Newsletter Editor).

From the "Eventually Every C6 Will Have This Problem Department"

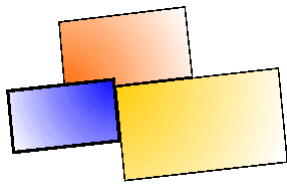
With the earliest C6 now 20 years old (!!), issues due to age and mileage are surfacing that will eventually affect all C6s. From switches and cable grommets for the shifter, to intermittent door handle operation, sooner or later every C6 owner will need to address these ailments.



This article will address the intermittent or complete nonfunctioning C6 rear hatch button (or for the trunk on a convertible). Mine started acting up as my 2011 Grand Sport approached 50,000 enjoyable miles. The driver's side pushbutton, the key cylinder above the license plate, and the button on the key fob will all still work, but the habit and convenience of using a button above the license plate prompted me to repair the switch. It is a very simple fix that should take less than a half hour, but for those who would rather just replace the switch, the GM part number is 25853500, and the AC Delco part number is D1461G.


Key slot and pushbutton for the hatch / trunk above the license plate.

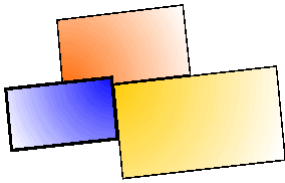




The 'Glass Gazette'


Remove the T-15 Torx screw from the inner brake light on the passenger side, tilt the light out from the top and let it rest against the bumper, protecting it with a rag.





The 'Glass Gazette'

You will be unable to directly see the electrical connector for the switch, so you will have to go by feel, reaching past the connector for the license plate light, to the red locking tab. Push the red tab to the back of the car and lift up on the blue and red connector.



This is not difficult to do by feel alone.





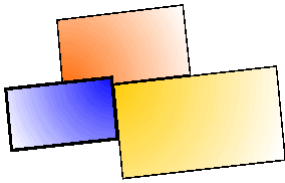
The 'Glass Gazette'

Feel down the switch for the 2 tabs where the switch contacts the bumper, squeeze them together, and push the switch down removing it from the car. Again, it is easy to do by just feeling for the tabs.



Note the orientation of the connector showing it only goes on the switch one way. The "V" faces the rear of the car. During reassembly, ensure you have the proper orientation.

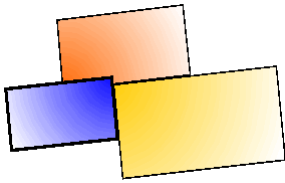




The 'Glass Gazette'

Carefully remove the rubber cover, and you will see the problem. When the rubber portion is pressed to open the hatch/trunk, the center plunger of the switch moves up to make contact to open the hatch/trunk. There is an internal spring in the upper section of the switch that should push the plunger back down. Fine dirt particles between the plunger and switch is preventing the plunger from being moved down. The dirt you see here is what was just under the rubber cap.





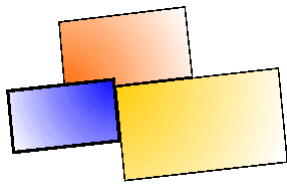
The 'Glass Gazette'

Remove the plunger. Mine just fell out, but you may have to carefully pry it out or place tape on the plunger to remove it.



Clean the rubber cap, plunger, and guides in the switch. I found instructions to remove the upper portions of the switch to inspect and clean the electrical contacts but since this section was clean, I did not go any further into the switch. Do not use any grease as a way to improve the movement of the plunger as it will attract dirt and you will be doing this job again a lot sooner. I did coat my plunger and guides in the switch with an alcohol/graphite solution – the alcohol evaporates quickly leaving behind a dry coating of graphite.

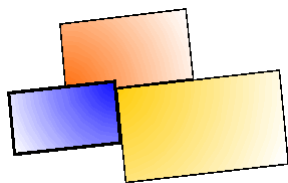
Reinstall the plunger - if everything is working properly, the plunger will move freely and should extend out further than when you first looked at it. A light coating of dielectric grease on the two pins on the switch would be a good idea. Reinstall the rubber cap, and after checking proper orientation of the "V" for the connector, reinstall the button into the bumper, pushing up firmly so the 2 tabs on the button are sitting on the metal plate behind the bumper. Check for proper hatch/trunk operation before reinstalling the brake light.



The 'Glass Gazette'

If all works well, place the two black tabs of the light behind the bumper, tilt the light into position, and install the Torx screw.





The 'Glass Gazette'

On the Road Again...

Pennsylvania Lighthouses

By Jim Kinest

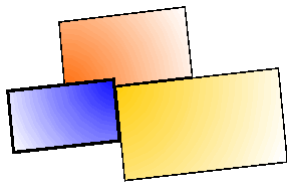
Pennsylvania has four lighthouses – do you know where they are all located?




If you guessed the obvious choice, Lake Erie – congratulations, you found 3 of the 4. Located on the north shore of Presque Isle State Park, the Presque Isle Lighthouse was completed in 1873. Initially, the square brick tower was only 40 feet high, but an additional 17 feet-4 inches were added to the tower in 1896, to allow light from the lighthouse to project out further over Lake Erie.



The North Pier Lighthouse is located at the eastern end of Presque Isle State Park, and it marks the entrance to Presque Isle Bay. The North Pier Lighthouse went into service in 1858, and it replaced a wooden lighthouse destroyed by a collision with a ship the prior year. At 34 feet tall, the North Pier Lighthouse is the shortest of the three Erie lighthouses.



The 'Glass Gazette'



The Erie Land Lighthouse, as the name implies, is located on the Erie waterfront, rather than on Presque Isle as the other two Erie lighthouses. The Erie Land Lighthouse stands 49 feet tall, and was in service from 1867 until 1899.



The 'Glass Gazette'



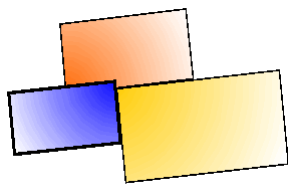
So, where is the fourth lighthouse? Fun Fact - it is the tallest one in the state, and is essentially new compared to the other three, with groundbreaking in 2003!

Maybe Philadelphia? Nope – the city is too far up the river from the Delaware Bay to need a lighthouse.

Maybe at one of the other large lakes in Pa?

The largest lake entirely within Pennsylvania is Raystown Lake, which spans 8,300 acres. However, the Pymatuning Reservoir is larger at 17,088 acres, though it is a border lake shared with Ohio. If you are looking for the largest natural lake, that would be Conneaut Lake, at 951 acres.

Nope. Nope. Nope.



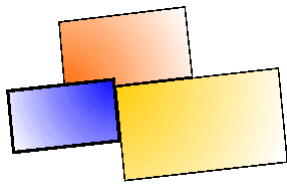
The 'Glass Gazette'

PA Lighthouse #4 is the Sherman Memorial Lighthouse, located in Tionesta, and is 75 feet tall. Although it is built along the banks of the Allegheny River, the Sherman Memorial Lighthouse serves no navigational purpose.




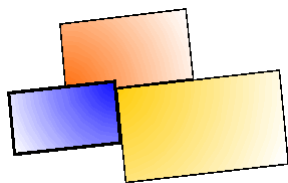
Jack Sherman, a long-time Tionesta resident and businessman, has been a dedicated Lion for more than 60 years. Jack wanted to find a way to give back to the community in a unique and meaningful way. A passionate lighthouse aficionado, he decided Tionesta could use a beacon of its own. Don & Lorna Tarquinio, Judy, and I visited this 22-acre island the day after the Murder Mystery Dinner train excursion. Over the years, Sherman family has slowly added features to the island, which now boasts a Peace Park, a Veteran's and Freedom Memorial, a Peace Park Chapel, benches, a Statue of Liberty replica, and paths for walking and biking.

A nice quiet diversion to see if you are ever in the Tionesta area.



The 'Glass Gazette'





The 'Glass Gazette'

Regular Links

[Military Mission of Beaver County](#)

[The best source for local cruises](#)

[In the market for a Corvette?](#)

[Lots of good articles](#)

[Must visit for every Corvette Owner](#)

[C&S Sports for our COPa embroidered items](#)

[Pavel's Auto Detail and Ceramic Coating](#)

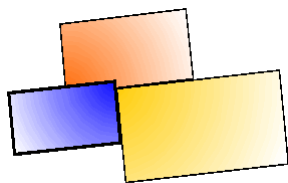
Additional Links

[Hagerty Media](#) – A beginner's guide to performance tuning.

[GM Heritage](#)

[GM Authority Blog](#)

[10,000 PVGP Photos](#)



The 'Glass Gazette'

COPA Christmas Party in Review 2025

By Beth Michel and Brian Krull

COPA Christmas Party in Review 2025

The annual Christmas Party was as hot as a catalytic converter! The party was held at the Hilton Garden Inn, Monaca. The room was festively decorated and so were the guests! Ugly sweaters were everywhere. The winning sweaters were made and worn by Barb and Carl! The club enjoyed holiday tunes playing in the background, compliments of our fine DJ, Lynn who kept the sleigh bells jingling. Our MC, Kirsti brought great party games. Do you remember "Which reindeer shares a name with a Valentine's Day figure?" The Yankee Swap was so much fun!! Guests filled the long table with wrapped presents.

There were many highly sought after gifts, making the game exciting to watch and play. Several gifts were stolen more than once during the game. Who got to take home the Holy Cross? It was absolutely beautiful. Some of us received Corvette themed presents, others took home a bottle of wine or a desirable bourbon. The big winner of the night was Brian (Krull) who took home the Corvette Club Potty. Wonder who the lucky winner of this club treasure will be next year and what might be added to this "major award"?

Thank you to the Hilton. They provided a perfect venue and delicious food. The staff took care of us giving us a holiday party to remember. A very Special Thank you to Kirsti and Joe Walent for making the party arrangements, lining up the catering, decorating the tables, and coordinating the games and prizes. Merci chocolates were a hit!!


Every time we get together, we have the honor and privilege of getting to meet new people and know one another better. This is a wonderful club filled with amazing people. Looking forward to celebrating many more Christmases together, making memories, exchanging stories, and sharing experiences.

Merry Christmas and Happy New Year! Can't wait for our adventures in 2026.

Beth and Brian



Beth Michel & Brian Krull



The 'Glass Gazette'




Paul Schulze & Mary Atwood



Russell & Brenda Musta



Jim Kinest & Judy Tharp



The 'Glass Gazette'



Chris & Ron Ring




Terry & Jim Mauck



Diane & Dan Smith



Debbie & Ken Ruckert



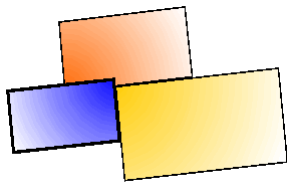
The 'Glass Gazette'



Cathy & Frank Snyder



Kathryn & Dan Varna



The 'Glass Gazette'




Paul & Pat John



Mike & Jeanne Safreed



Rosemary & Jim Prager



The 'Glass Gazette'



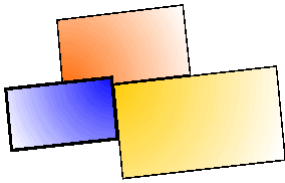
Carl & Barb Stiefel



Dan Steele



Marie & Randy Tuma

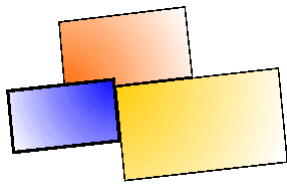


The 'Glass Gazette'



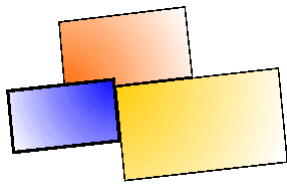
Joe & Kirsti Walent





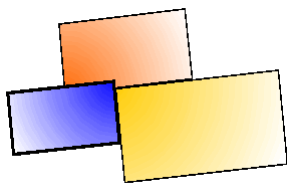
The 'Glass Gazette'





The 'Glass Gazette'





The 'Glass Gazette'

Cartoon

Submitted by: Joe Molokach



"I realize it's not as fun as a ride in my Corvette, but dad doesn't take it out in this weather."



www.corvettesofpa.com

www.facebook.com/CorvettesofPA

Corvettes of PA, Inc
P.O Box 224
Beaver, PA 15009

[Home](#)